

Scaled data based on original data using
LM-79-08 Approved Method: Electrical and Photometric Measurements of Solid-
State Lighting Products

Test Report Prepared for
Cooper Lighting Solutions
(formerly Eaton)

Brand: INVUE

Report Number: P140483

Luminaire Tested: **EMM-F03-LED-E1-5WQ-8030**

Issue Date: 03/03/2020

Test Information

Test Method: LM-79-08
Report Number: P140483
REPORT IS SCALED FROM IESNA LM-79-08 TEST DATA (P33687)
Test Lab: INNOVATION CENTER-P3
Issue Date: 03/03/2020
Manufacturer: COOPER LIGHTING SOLUTIONS (FORMERLY EATON)
Product Line: INVUE
Catalog Number: EMM-F03-LED-E1-5WQ-8030
Description: EPIC MODERN MEDIUM DECORATIVE LED LUMINAIRE
(3) LIGHTBARS WITH AccuLED OPTICS - TYPE 5 SQUARE WIDE
Light Source: (21) 3000K CCT, 80 CRI LEDs
Ballast/Driver: -

Summary

Lumens per Lamp: N/A
Luminaire Lumens: 6244.1 lumens
Efficiency: N/A
Efficacy: 79.7 lumens/watt
Luminous Opening: Rectangular (W 0.5' x L: 1' x H: 0')
IES Classification: Type V - Short - Semi-Cutoff
BUG Rating: B3 - U0 - G1

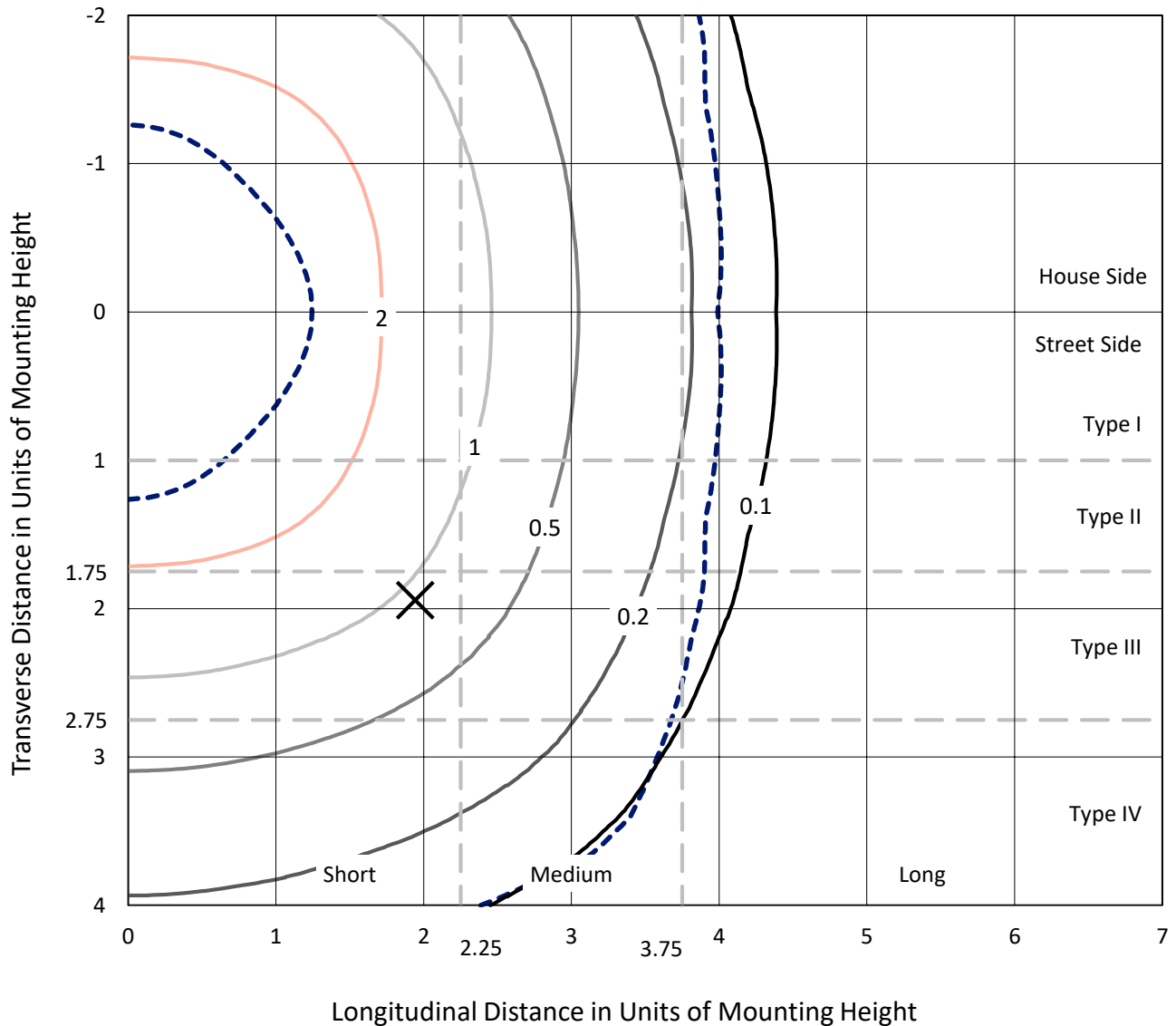
Input Watts (W): 78.3
Input Voltage (V): NR
Input Current (Ain): NR
Voltage Rise (V): NR
Power Factor: NR
Total Harmonic Distortion (THDi): NR
Frequency (hertz): 60
Stabilization Time: NR
Operation Time: NR
Ambient Temperature (°C): NR
Test Distance: 25 FT



REPORT NUMBER: P140483
 CATALOG NUMBER: EMM-F03-LED-E1-5WQ-8030

Iso-Footcandle Lines of Horizontal Illumination

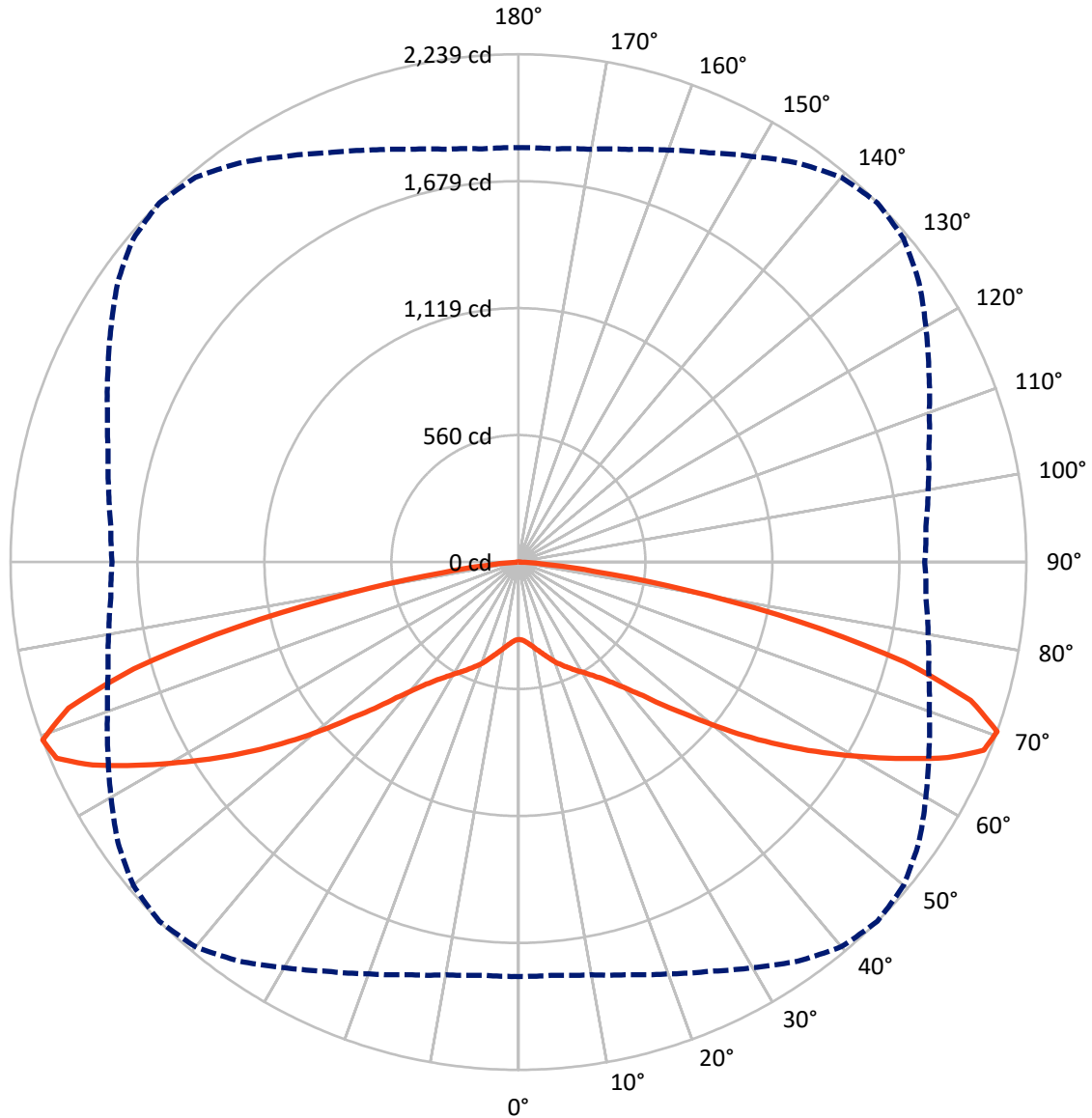
✕ Max cd
 - - - 1/2 Max cd



Based on 10 foot mounting height. Maximum calculated value = 3.9 fc
 Type V - Short - Semi-Cutoff

REPORT NUMBER: P140483
CATALOG NUMBER: EMM-F03-LED-E1-5WQ-8030

Luminous Intensity Polar Plot



— Vertical Plane Through 45-Deg Lateral - - - Horizontal Cone Through 70-Deg Vertical

REPORT NUMBER: P140483

CATALOG NUMBER: EMM-F03-LED-E1-5WQ-8030

FLUX DISTRIBUTION:

		Downward	Upward	Total
House Side	Lumens	3122.1	0.0	3122.1
	% Fixture	50.0	0.0	50.0
Street Side	Lumens	3122.1	0.0	3122.1
	% Fixture	50.0	0.0	50.0
Total	Lumens	6244.1	0.0	6244.1
	% Fixture	100.0	0.0	100.0

Coefficient of Utilization

ZONAL LUMENS:

Zone	Lumens	% Fixture
0°-10°	34.6	0.6
10°-20°	120.9	1.9
20°-30°	237.6	3.8
30°-40°	393.1	6.3
40°-50°	688.1	11.0
50°-60°	1227.4	19.7
60°-70°	1894.9	30.3
70°-80°	1499.9	24.0
80°-90°	147.6	2.4
90°-100°	0.0	0.0
100°-110°	0.0	0.0
110°-120°	0.0	0.0
120°-130°	0.0	0.0
130°-140°	0.0	0.0
140°-150°	0.0	0.0
150°-160°	0.0	0.0
160°-170°	0.0	0.0
170°-180°	0.0	0.0
0°-90°	6244.1	100.0
0°-180°	6244.1	100.0



REPORT NUMBER: P140483

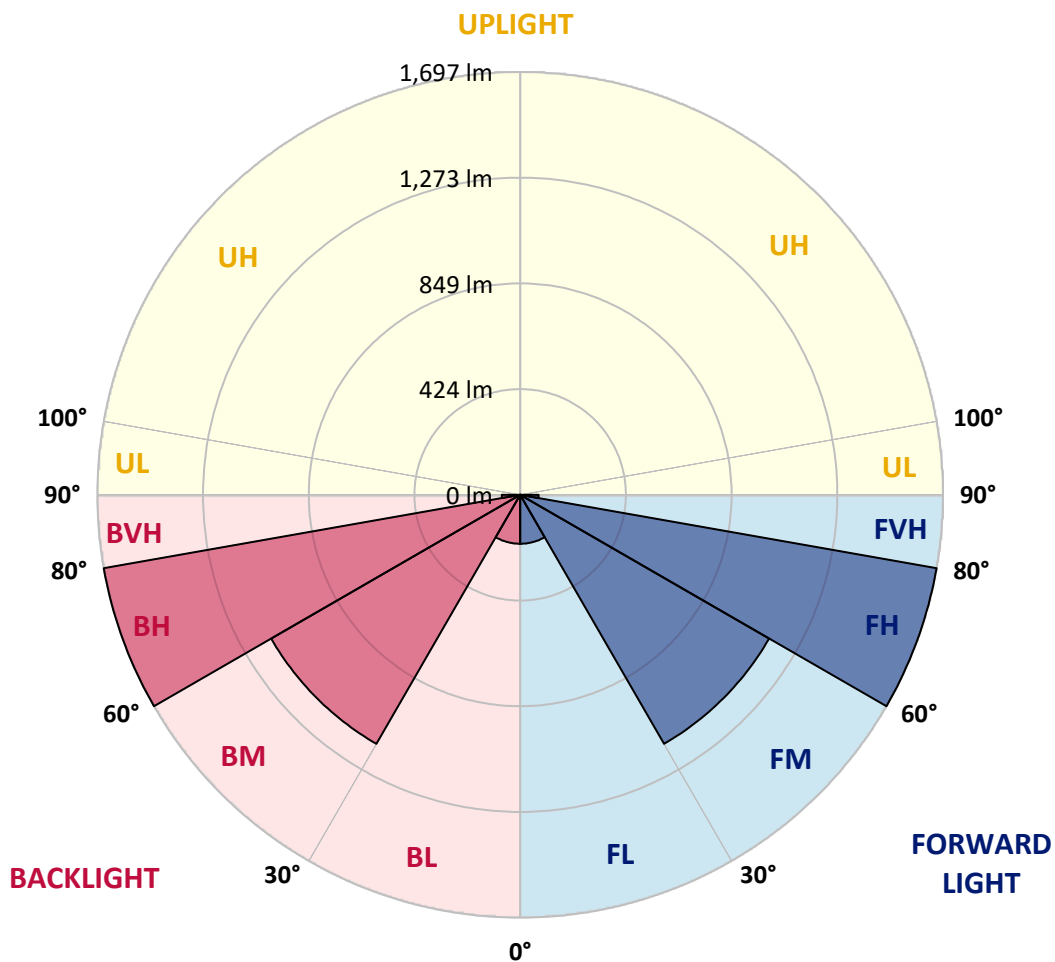
CATALOG NUMBER: EMM-F03-LED-E1-5WQ-8030

LUMINAIRE CLASSIFICATION SYSTEM LUMEN TABLE AND BUG RATING:

Zone	Lumens	% Fixture	Zone Rating/Lumen Limit		
			B	U	G
FL (0°-30°)	196.6	3.1			
FM (30°-60°)	1154.3	18.5			
FH (60°-80°)	1697.4	27.2			G1/1800
FVH (80°-90°)	73.8	1.2			G1/100
BL (0°-30°)	196.6	3.1	B1/500		
BM (30°-60°)	1154.3	18.5	B2/2500		
BH (60°-80°)	1697.4	27.2	B3/2500		G1/1800
BVH (80°-90°)	73.8	1.2			G1/100
UL (90°-100°)	0.0	0.0		U0/0	
UH (100°-180°)	0.0	0.0		U0/0	

BUG Rating: B3-U0-G1

Type V Short





REPORT NUMBER: P140483

CATALOG NUMBER: EMM-F03-LED-E1-5WQ-8030

CANDELA DISTRIBUTION (FULL):

	0°	5°	10°	15°	20°	25°	30°	35°	40°	45°	50°
0°	341.4	341.4	341.4	341.4	341.4	341.4	341.4	341.4	341.4	341.4	341.4
2.5°	345.6	345.6	344.9	344.9	344.9	344.9	344.2	344.2	344.9	344.2	344.2
5°	353.9	354.6	354.6	353.9	353.9	353.9	353.9	353.9	354.6	353.9	353.9
7.5°	366.5	367.2	367.2	366.5	366.5	366.5	366.5	366.5	367.2	367.2	365.8
10°	381.8	382.5	382.5	381.8	381.8	382.5	382.5	382.5	383.2	383.2	382.5
12.5°	399.9	400.6	401.3	400.6	401.3	401.3	402.0	402.7	402.7	402.7	401.3
15°	420.8	422.9	421.5	421.5	422.2	422.9	422.9	425.0	424.3	423.6	422.9
17.5°	445.2	444.5	444.5	445.2	445.9	445.2	445.9	448.0	447.3	446.6	445.9
20°	468.2	468.2	468.2	467.5	468.9	468.9	469.6	470.3	470.3	471.7	469.6
22.5°	490.5	490.5	489.8	489.8	491.2	491.2	492.6	494.0	494.0	494.0	492.6
25°	511.4	511.4	512.1	511.4	512.1	512.8	514.2	515.6	516.3	516.3	516.3
27.5°	530.2	532.3	531.6	532.3	533.7	535.1	536.5	538.6	540.0	540.7	538.6
30°	553.9	553.9	553.2	553.9	555.3	557.4	560.2	563.7	563.7	564.4	564.4
32.5°	579.0	579.7	578.3	579.7	581.8	584.6	587.3	590.1	591.5	594.3	593.6
35°	611.7	609.6	610.3	612.4	613.8	616.6	620.1	625.0	627.8	629.2	627.8
37.5°	649.4	648.7	650.1	650.1	654.9	657.7	664.0	668.2	670.3	673.7	672.3
40°	696.7	699.5	700.2	702.3	705.1	710.7	717.6	724.6	728.8	731.6	732.3
42.5°	760.8	762.2	759.4	767.1	774.8	778.3	786.6	796.4	802.6	804.7	805.4
45°	839.6	839.6	843.7	848.6	858.4	865.3	874.4	890.4	896.0	903.7	903.7
47.5°	933.6	936.4	936.4	947.6	955.2	969.2	986.6	999.8	1011.7	1008.2	1020.0
50°	1042.3	1044.4	1052.1	1058.3	1071.6	1087.6	1103.6	1123.1	1140.6	1142.6	1144.7
52.5°	1155.9	1158.7	1164.9	1179.6	1195.6	1213.7	1243.0	1259.7	1276.4	1285.5	1284.1
55°	1286.2	1284.8	1295.2	1306.4	1330.1	1354.5	1378.8	1402.5	1419.9	1432.5	1431.8
57.5°	1422.7	1427.6	1439.5	1453.4	1473.6	1495.2	1524.5	1548.1	1576.7	1584.4	1573.2
60°	1581.6	1576.7	1588.6	1610.2	1628.3	1656.1	1681.9	1712.6	1732.8	1741.8	1738.4
62.5°	1743.9	1739.7	1748.8	1776.7	1798.3	1818.5	1854.0	1887.5	1904.2	1907.7	1901.4
65°	1863.1	1864.5	1879.1	1903.5	1937.6	1968.3	2008.0	2048.4	2074.9	2079.1	2065.1
67.5°	1890.9	1893.7	1913.9	1945.3	1987.8	2038.6	2097.9	2157.8	2203.1	2212.8	2192.6
70°	1826.8	1828.2	1847.7	1883.3	1932.0	1990.6	2064.4	2147.3	2213.5	2238.6	2216.3
72.5°	1695.2	1700.7	1716.8	1746.7	1785.0	1842.9	1913.9	1987.8	2053.3	2085.3	2085.3
75°	1457.6	1470.1	1477.8	1487.5	1521.0	1567.7	1625.5	1684.0	1741.8	1760.0	1709.1
77.5°	1040.2	1019.3	1024.2	1078.5	1070.9	1123.8	1187.9	1229.7	1281.3	1273.6	1200.5
80°	477.3	465.4	492.6	528.8	574.8	610.3	679.3	686.3	745.5	749.0	696.0
82.5°	95.5	100.3	119.8	147.7	183.9	223.7	259.9	290.5	330.9	338.6	314.2
85°	30.0	32.7	41.1	45.3	47.4	54.3	62.0	83.6	96.1	99.6	93.4
87.5°	6.3	9.8	16.0	18.1	18.8	18.1	18.1	17.4	13.9	11.1	13.2
90°	0.0	0.0	0.0	0.0	0.0	0.0	0.0	0.0	0.0	0.0	0.0



REPORT NUMBER: P140483

CATALOG NUMBER: EMM-F03-LED-E1-5WQ-8030

CANDELA DISTRIBUTION (continued):

	55°	60°	65°	70°	75°	80°	85°	90°
0°	341.4	341.4	341.4	341.4	341.4	341.4	341.4	341.4
2.5°	343.5	343.5	344.2	344.2	344.2	343.5	342.8	343.5
5°	353.2	353.2	353.2	353.2	351.9	351.9	351.2	351.2
7.5°	365.8	365.1	365.1	364.4	363.7	363.7	363.0	363.7
10°	382.5	381.1	380.4	379.7	379.0	379.0	378.3	377.6
12.5°	400.6	399.9	399.2	397.8	397.1	395.7	395.7	395.7
15°	421.5	420.8	420.1	418.0	418.0	416.0	416.6	416.6
17.5°	444.5	443.1	441.0	440.3	439.6	437.5	437.5	437.5
20°	468.2	465.4	464.0	462.6	462.6	460.5	459.8	459.8
22.5°	491.2	488.4	485.6	484.2	482.8	482.1	480.7	480.1
25°	514.2	511.4	508.6	506.5	503.7	502.3	501.0	501.0
27.5°	537.2	534.4	530.2	527.4	524.6	521.9	520.5	521.2
30°	560.9	558.1	553.9	550.4	546.9	544.2	542.8	542.1
32.5°	590.8	587.3	582.5	579.0	572.7	569.9	568.5	569.2
35°	625.7	620.8	617.3	611.7	606.9	603.4	601.3	601.3
37.5°	670.3	666.1	662.6	657.0	650.1	645.9	643.1	645.2
40°	728.1	724.6	717.6	709.3	703.7	700.2	697.4	698.1
42.5°	801.9	795.0	788.7	783.8	775.5	770.6	762.9	765.7
45°	895.3	887.6	881.4	873.7	866.0	856.3	853.5	847.9
47.5°	1008.2	1002.6	988.7	981.7	971.9	958.0	951.0	945.5
50°	1132.9	1122.4	1112.7	1095.3	1084.1	1068.1	1061.8	1059.7
52.5°	1273.6	1256.2	1240.2	1224.2	1201.9	1186.5	1174.0	1176.8
55°	1413.0	1392.8	1369.8	1352.4	1334.9	1316.1	1302.9	1295.2
57.5°	1560.0	1537.7	1513.3	1488.2	1473.6	1451.3	1442.9	1438.8
60°	1711.2	1691.0	1666.6	1643.6	1623.4	1597.6	1583.7	1578.1
62.5°	1878.4	1850.5	1821.3	1792.7	1770.4	1751.6	1737.0	1727.2
65°	2032.4	1994.1	1964.1	1927.9	1903.5	1876.3	1858.2	1854.7
67.5°	2147.3	2088.1	2035.9	1989.2	1951.6	1918.1	1895.1	1886.1
70°	2155.0	2073.5	1996.1	1927.2	1872.1	1833.8	1803.2	1791.3
72.5°	2005.9	1904.9	1800.4	1732.8	1674.3	1621.3	1599.7	1594.8
75°	1631.8	1547.4	1460.4	1383.7	1343.3	1316.8	1298.7	1272.2
77.5°	1133.6	1056.3	1009.6	923.9	908.5	886.9	868.8	851.4
80°	634.7	567.1	514.9	461.2	428.5	410.4	391.6	381.1
82.5°	285.0	234.1	186.0	144.2	119.1	94.1	70.4	74.6
85°	71.1	59.9	46.0	38.3	34.8	32.0	25.8	23.0
87.5°	13.2	12.5	11.1	11.1	11.8	9.8	5.6	4.9
90°	0.0	0.0	0.0	0.0	0.0	0.0	0.0	0.0

(END OF REPORT)